



# पावर ग्रिड कारपोरेशन ऑफ इंडिया लिमिटेड

(भारत सरकार का उद्यम)

## POWER GRID CORPORATION OF INDIA LIMITED

(A Government of India Enterprise)



पावरग्रिड

केन्द्रीय कार्यालय: 'सौदामिनी' प्लॉट सं. 2, सेक्टर-29, गुडगाँव-122 001, (हरियाणा) दूरभाष: 0124-2571700-719, फ़ैक्स : 0124-2571762, "Saudamini" Plot No. 2, Sector-29, Gurgaon-122 001, (Haryana) Tel. : 0124-2571700-719, Fax : 0124-2571762, Web.: www.powergridindia.com

CIN: L40101DL1989GOI038121

C/COS/Listing

Dt: 14.10.2015

The GM (Listing)  
National Stock Exchange of India Ltd.,  
Exchange Plaza,  
Plot No. C/1, G Block,  
Bandra Kurla Complex,  
Bandra (East)  
Mumbai

Ref: Symbol: POWERGRID; Series: EQ; ISIN: INE752E01010

Dear Sir,

Sub: **Quarterly Compliance with Listing Agreement.**

Enclosed please find the following reports in compliance with the Listing Agreement:

- (A) Quarterly Compliance Reports on Corporate Governance for Quarter ended 30.09.2015;
- (B) Shareholding Pattern for the Quarter ended 30.09.2015;
- (C) Reconciliation of Share Capital Audit Report for the Quarter ended 30.09.2015; and
- (D) Certificate from Practicing Company Secretary under Clause 47 (c) of the Listing Agreement for the half year ended 30.09.2015.

Thanking You,

Yours faithfully,


  
(Divya Tandon)

Company Secretary &  
Compliance Officer

Encl: a/a

(1)(g) STATEMENT SHOWING SHAREHOLDING PATTERN IN CLAUSE-35

NAME OF THE COMPANY: POWER GRID CORPORATION OF INDIA LIMITED		Name of the Scrip:	
SCRIP CODE:	532898		
Class of Security:			
QUARTER ENDED:	30/09/2015		
Partly paid-up shares	No. of partly paid-up shares	As a % of total no. of partly paid-up shares	As a % of total no. of shares of the Company.
Held by promoter/promoter group	0	0	0
Held by Public	0	0	0
<b>Total:</b>	<b>0</b>	<b>0</b>	<b>0</b>
Outstanding convertible securities:	No. of outstanding securities	As a % of total no. of outstanding convertible securities.	As a % of total no. of shares of the Company assuming full conversion of the convertible securities
Held by promoter/promoter group	0	0	0
Held by Public	0	0	0
<b>Total:</b>	<b>0</b>	<b>0</b>	<b>0</b>
Warrants:	No. of warrants	As a % of total no. of warrants	As a % of total no. of shares of the Company, assuming full conversion of warrants
Held by promoter/promoter group	0	0	0
Held by Public	0	0	0
<b>Total:</b>	<b>0</b>	<b>0</b>	<b>0</b>
<b>Total paid-up capital of the Company, assuming full conversion of warrants and convertible securities</b>	<b>5231589648</b>	<b>0</b>	<b>100.00</b>



CATEGORY CODE	CATEGORY OF SHAREHOLDER	NO OF SHAREHOLDERS	TOTAL NUMBER OF SHARES	NO OF SHARES HELD IN DEMATERIALIZED FORM	TOTAL SHAREHOLDING AS A % OF TOTAL NO OF SHARES		SHARES PLEDGE OR OTHERWISE ENCUMBERED	
					AS a PERCENTAGE of (A+B) (VI)	As a PERCENTAGE of (A+B+C) (VII)	NUMBER OF SHARES (VIII)	AS a PERCENTAGE (IX)=(VIII)/(IV)*100
(I)	(II)	(III)	(IV)	(V)	(VI)	(VII)	(VIII)	(IX)
(A)	PROMOTER AND PROMOTER GROUP							
(1)	INDIAN							
(a)	Individual/HUF	0	0	0	0.00		0	0.00
(b)	Central Government/State Government(s)	2	3028835198	3028835198	57.90		0	0.00
(c)	Bodies Corporate	0	0	0	0.00		0	0.00
(d)	Financial Institutions / Banks	0	0	0	0.00		0	0.00
(e)	Others	0	0	0	0.00		0	0.00
	<b>Sub-Total A(1) :</b>	<b>2</b>	<b>3028835198</b>	<b>3028835198</b>	<b>57.90</b>		<b>0</b>	<b>0.00</b>
(2)	FOREIGN							
(a)	Individuals (NRIs/Foreign Individuals)	0	0	0	0.00		0	0.00
(b)	Bodies Corporate	0	0	0	0.00		0	0.00
(c)	Institutions	0	0	0	0.00		0	0.00
(d)	Qualified Foreign Investor	0	0	0	0.00		0	0.00
(e)	Others	0	0	0	0.00		0	0.00
	<b>Sub-Total A(2) :</b>	<b>0</b>	<b>0</b>	<b>0</b>	<b>0.00</b>		<b>0</b>	<b>0.00</b>
	<b>Total A=A(1)+A(2)</b>	<b>2</b>	<b>3028835198</b>	<b>3028835198</b>	<b>57.90</b>		<b>0</b>	<b>0.00</b>
(B)	PUBLIC SHAREHOLDING							
(1)	INSTITUTIONS							
(a)	Mutual Funds /UTI	182	246454020	246454020	4.71		4.71	0.00
(b)	Financial Institutions /Banks	62	50703937	50703937	0.97		0.97	0.00
(c)	Central Government / State Government(s)	0	0	0	0.00		0.00	0.00
(d)	Venture Capital Funds	0	0	0	0.00		0.00	0.00
(e)	Insurance Companies	6	155424083	155424083	2.97		2.97	0.00
(f)	Foreign Institutional Investors	397	1364147843	1364147843	26.08		26.08	0.00
(g)	Foreign Venture Capital Investors	0	0	0	0.00		0.00	0.00
(h)	Qualified Foreign Investor	0	0	0	0.00		0.00	0.00
(i)	Others	0	0	0	0.00		0.00	0.00
	<b>Sub-Total B(1) :</b>	<b>647</b>	<b>1816729883</b>	<b>1816729883</b>	<b>34.73</b>		<b>34.73</b>	<b>0.00</b>
(2)	NON-INSTITUTIONS							
(a)	Bodies Corporate	2317	177226937	177226937	3.39		3.39	0.00
(b)	Individuals							
	(i) Individuals holding nominal share capital upto Rs.1 lakh	713392	167101036	167066486	3.19		3.19	0.00

CATEGORY CODE	CATEGORY OF SHAREHOLDER	NO OF SHAREHOLDERS	TOTAL NUMBER OF SHARES	NO OF SHARES HELD IN DEMATERIALIZED FORM	TOTAL SHAREHOLDING AS A % OF TOTAL NO OF SHARES			SHARES PLEDGE OR OTHERWISE ENCUMBERED
					AS a PERCENTAGE of (A+B)	As a PERCENTAGE of (A+B+C)	NUMBER OF SHARES	
(i)	(ii)	(iii)	(iv)	(v)	(vi)	(vii)	(viii)	(ix)=(viii)/(iv)*100
	(ii) Individuals holding nominal share capital in excess of Rs.1 lakh		11869712	11859212	0.23			0.23
(c)	Others	334						
	TRUSTS	81	11981310	11981310	0.23			0.23
	NON RESIDENT INDIANS	5404	3516161	3516161	0.07			0.07
	FOREIGN BODIES	1	11123476	11123476	0.21			0.21
	CLEARING MEMBERS	274	3205935	3205935	0.06			0.06
(d)	Qualified Foreign Investor	0	0	0	0.00			0.00
	Sub-Total B(2) :	721803	386024567	385979517	7.38			7.38
	Total B=B(1)+B(2) :	722450	2202754450	2202709400	42.10			42.10
	Total (A+B) :	722452	5231589648	5231544598	100.00			100.00
(C)	Shares held by custodians, against which Depository Receipts have been issued							
(1)	Promoter and Promoter Group	0	0	0	0.00			0.00
(2)	Public							
	<b>GRAND TOTAL (A+B+C) :</b>	<b>722452</b>	<b>5231589648</b>	<b>5231544598</b>	<b>100.00</b>		<b>0</b>	<b>0.00</b>



*[Handwritten signature]*

(I)(b) Statement showing holding of securities (including shares, warrants, convertible securities) of persons belonging to the category "Promoter and Promoter Group"

Sr.No	Name of the Shareholder	Details of Shares held		Encumbered shares (*)		Details of Warrants			Details of convertible securities		Total Shares (including underlying shares assuming full conversion of warrants and convertible securities) as a % of diluted share capital
		No. of Shares held	As a % of grand total (A)+(B)+(C)	Pledge Shares	AS a percentage	AS a % of grand total (A) + (B) + (C) of sub-clause (I)(a)	Number of warrants held	As a % total number of warrants of the same class	Number of convertible securities held	As a % total number of convertible securities of the same class	
(i)	(ii)	(iii)	(iv)	(v)	(vi)=(v)/(iii)*100	(vii)	(viii)	(ix)	(x)	(xi)	(xii)
1	PRESIDENT OF INDIA	2927565398	✓ 55.96	0	0.00	0.00	0	0.00	0	0.00	55.96
2	PRESIDENT OF INDIA	101269800	✓ 1.94	0	0.00	0.00	0	0.00	0	0.00	1.94
	<b>TOTAL :</b>	<b>3028835198</b>	<b>57.90</b>	<b>0</b>	<b>0.00</b>	<b>0.00</b>	<b>0</b>	<b>0.00</b>	<b>0</b>	<b>0.00</b>	<b>57.90</b>




Statement showing holding of securities (including shares, warrants, convertible securities) of persons belonging to the category "Public" and holding more than 1% of the total number of shares									
Sr.No.	Name of the shareholder	Number of shares held	Shares as a percentage of total number of shares (i.e., Grant total (A)+(B)+(C) indicated in Statement at para (i)(a) above)	Details of warrants		Details of convertible securities		Total shares (including underlying shares assuming full conversion of warrants and convertible securities) as a % of diluted share capital)	
				Number of warrants held	As a % total number of warrants of the same class	Number of convertible securities held	% w.r.t total number of convertible securities of the same class		
1	EUROPACIFIC GROWTH FUND	225654116	4.31	0	0.00	0	0.00	4.31	
2	LIFE INSURANCE CORPORATION OF INDIA	142361416	2.72	0	0.00	0	0.00	2.72	
3	ICICI PRUDENTIAL LIFE INSURANCE COMPANY LTD	83096393	1.59	0	0.00	0	0.00	1.59	
4	NEW WORLD FUND INC	82008047	1.57	0	0.00	0	0.00	1.57	
5	COMGEST GROWTH PLC - COMGEST GROWTH EMERGING MARKETS	66781497	1.28	0	0.00	0	0.00	1.28	
6	CAPITAL WORLD GROWTH AND INCOME FUND	64038000	1.22	0	0.00	0	0.00	1.22	
7	AMERICAN FUNDS INSURANCE SERIES INTERNATIONAL FUND	62329667	1.19	0	0.00	0	0.00	1.19	
8	MAGELLAN	58055552	1.11	0	0.00	0	0.00	1.11	
	<b>TOTAL :</b>	<b>784324688</b>	<b>14.99</b>	<b>0</b>	<b>0.00</b>	<b>0</b>	<b>0.00</b>	<b>14.99</b>	



(i)(c)(ii) Sr.No.	Statement showing holding of securities (including shares, warrants, convertible securities) of persons (together with PAC) belonging to the category "Public" and holding more than 5% of the total number of shares of the company							
	Name(s) of the shareholder(s) and the Persons Acting in Concert (PAC) with them	Number of shares held	Shares as a percentage of total number of shares {i.e., Grant total (A)+(B)+(C) indicated in Statement at para (i)(a) above}	Details of warrants		Details of convertible securities		Total shares (including underlying shares assuming full conversion of warrants and convertible securities) as a % of diluted share capital
				Number of warrants held	As a % total number of warrants of the same class	Number of convertible securities held	% w.r.t total number of convertible securities of the same class	
				0	0	0	0	0
	TOTAL :		0	0	0	0	0	0




(d)	STATEMENT SHOWING DETAILS OF LOCKED-IN SHARES"		
Sr. No.	Name of the shareholder	Number of locked-in shares	Locked-in shares as a (%) percentage of total number of shares (i.e. Grand Total (A)+(B)+(C) Indicated in Statement at para (f)(a) above)
	<b>TOTAL :</b>	0	0





STATEMENT SHOWING DETAILS OF DEPOSITORY RECEIPTS (DRS)			
(U)(a)	Type of outstanding DR (ADRs,GDRs,SDRs,etc.)	Number of outstanding DRs	Number of shares underlying outstanding DRs
TOTAL :			0
			0

Shares underlying outstanding DRs as a percentage of total number of shares (i.e., Grand Total (A)+(B)+(C) indicated in Statement at Para(I)(a) above}



(1)(b) Statement showing Holding of Depository Receipts (DRs), where underlying shares held by "Promoter/Promoter group" are in excess of 1% of the total number shares.

Sr.No.	Name of the DR Holder	Type of outstanding DR (ADRs, GDRs, SDRs, etc.)	Number of shares underlying outstanding DRs	Shares underlying outstanding DRs as a percentage of total number of shares (i.e., Grand Total (A)+(B)+(C) indicated in Statement at para(1)(a) above}
<b>TOTAL :</b>				<b>0</b>

